



HEER Recipient Reporting Data Collection - Year Two

In Progress

Last Modified: dlfisher@neo.edu - 4/29/2022, 2:14:40 PM

General Information

Institutions must provide complete answers to each question. However, for the second annual report covering January 1, 2021-December 31, 2021, institutions have the option of taking more time to submit answers to questions marked with a clock symbol 🕒. Institutions can submit answers to questions marked with a clock symbol 🕒 in early 2022 as part of the second annual report (in alignment with the table above) OR in early 2023 as part of the third annual reporting process. Starting with the third annual report, institutions must provide answers to all questions including those marked with a clock symbol 🕒 per the reporting schedule in the table above.

1) Institutional Identifiers and Contact Information:

a)	Institution Name NORTHEASTERN OKLAHOMA A & M COLLEGE	DUNS # 070044342
----	---	---------------------

b) Identify the applicable OPEID(s) for this annual report:
OPEID
00316000

c) Identify the applicable IPEDS unitid(s) for this annual report:
Unitid
207290

d) For this annual report, please report on these HEERF grant PR/Award Numbers:

PR/Award Number (Program) / Award Amount
P425E202835 (Student Aid) / \$4,994,217

PR/Award Number (Program) / Award Amount
P425E203535 (Student Aid) / \$0

PR/Award Number (Program) / Award Amount
P425F201770 (Institutional Portion) / \$6,490,920

PR/Award Number (Program) / Award Amount
P425L200192 (Minority Serving Institutions) / \$1,164,278

2) Did you expend all of your HEERF I, II, & III funds available prior to the end of the reporting period, making this your final annual report?

No

Institutions that expended all of their HEERF funds in calendar year 2021 may need to finalize their calendar year 2021 reporting in early 2023 if they choose to delay reporting on the questions labeled with a clock symbol until the early 2023 reporting timeframe.



Websites

3) Reporting on institution websites:

a) HEERF quarterly reporting webpage URL:
Quarterly Reporting URL
<https://www.neo.edu/covid-19/heerf-quarterly-reports/>

b) Student Portion Reporting: Provide all active website URLs posted by your campus, or by the institution on behalf of your campus(es), as required by the public posting requirement from the May 13, 2021 notice in the Federal Register for the student portion including any active URLs that provide archived information.
Student Portion URL
<https://www.neo.edu/covid-19/heerf-quarterly-reports/>

See <https://www.federalregister.gov/d/2021-10196>.

c) Institutional Portion, (a)(1), (a)(2), and (a)(3) reporting: Provide all active website URLs posted by your campus, or by the institution on behalf of your campus(es), as required by the Quarterly Public Reporting Form for (HEERF I, II, III)

(a)(1), (a)(2), and (a)(3) Institutional Portion including any active URLs that provide archived information.
Institutional Portion URL
<https://www.neo.edu/covid-19/heerf-quarterly-reports/>

See <https://www2.ed.gov/about/offices/list/ope/heerfreporting.html>.



How Aid Helped

4) How has HEERF helped your institution and your students?

a) HEERF enabled my institution to continue offering planned programs (i.e., programs of study listed in our course catalog) that were at risk of discontinuation due to pandemic-related factors

Strongly disagree	Disagree	Neutral	Agree	Strongly agree	N/A	Unable to Determine
-------------------	----------	---------	-------	----------------	-----	---------------------

b) HEERF enabled my institution to keep student net prices similar to pre-pandemic levels

Strongly disagree	Disagree	Neutral	Agree	Strongly agree	N/A	Unable to Determine
-------------------	----------	---------	-------	----------------	-----	---------------------

Net price refers to costs covered by students and their families and is calculated by adding tuition, fees, books, supplies, and living costs and subtracting grant and/or scholarship aid (e.g., Pell grants, school-based grants, merit scholarships)

c) HEERF enabled my institution to keep students enrolled by providing them with electronic devices and Internet access

Strongly disagree	Disagree	Neutral	Agree	Strongly agree	N/A	Unable to Determine
-------------------	----------	---------	-------	----------------	-----	---------------------

d) HEERF enabled my institution to keep students enrolled who were at risk of dropping out due to pandemic-related factors by providing direct financial support to students

Strongly disagree	Disagree	Neutral	Agree	Strongly agree	N/A	Unable to Determine
-------------------	----------	---------	-------	----------------	-----	---------------------

- e) HEERF enabled my institution to keep faculty, staff, employees, and contractors at full salary levels who were at risk of unemployment due to pandemic-related factors

Strongly disagree	Disagree	Neutral	Agree	Strongly agree	N/A	Unable to Determine
-------------------	----------	---------	-------	----------------	-----	---------------------

- f) HEERF enabled my institution to purchase COVID tests, health screening, and the healthcare needed to help students and faculty

Strongly disagree	Disagree	Neutral	Agree	Strongly agree	N/A	Unable to Determine
-------------------	----------	---------	-------	----------------	-----	---------------------

Aid Determination



- 5) How did your institution determine which students received emergency financial aid grants to students and how much each student would receive? Please indicate if any of the following strategies were used at least once during the reporting period

- a) Did you ask students to apply for funds?

- b) Did you use any institutional administrative data (pre-existing data that did not come from a HEERF-specific application form) in determining the amount of funds awarded to students?

- i) Which of these student factors did you prioritize in the grant determination process?

- 1) Enrollment intensity (i.e., full-time/part-time status, number of credits the student is taking, etc.)

- 2) Location (i.e., branch campus)

- | | | |
|----|--|-----|
| 3) | Pell Grant eligibility | Yes |
| 4) | FAFSA data elements | No |
| 5) | On-campus/distance education status | No |
| 6) | On-campus/off-campus living arrangements | No |
| 7) | Academic level | No |
| 8) | Other | No |
| c) | Did your institution use a specific methodology to calculate award amounts that is captured in a flowchart, set of equations, a formula, or other documentation? | Yes |

Upload PDF/MS Word document instructions, directions, or guidance. Include screenshots of relevant websites

The grantee has uploaded 2 file(s) in response to this question.

File Name	Size	Last Modified
arp email to students fall 2021.docx	21.2 KB	4/15/2022, 2:22:37 PM
crsaa email to students.docx	19.4 KB	4/15/2022, 2:22:41 PM



Aid Distribution

6) How did your institution distribute the emergency financial aid grants to students?

- a) Checks Yes
- b) Electronic funds transfer /Direct deposit
- c) Debit cards No
- d) Payment apps No
- e) Other No



Emergency Grants - Guidance

7) Did your institution provide any instructions, directions, or guidance to students (e.g., FAQs) about the emergency financial aid grants upon disbursement? Yes

Upload PDF/MS Word document instructions, directions, or guidance. Include screenshots of relevant websites

The grantee has uploaded 2 file(s) in response to this question.

File Name	Size	Last Modified
arp email to students fall 2021.docx	21.2 KB	4/15/2022, 2:25:53 PM
crrsaa email to students.docx	19.4 KB	4/15/2022, 2:25:53 PM

Emergency Grants - Counts, Student, and Institution Funds



- 8) What percentage of students received emergency grants and how much did students receive in emergency grants by fund type and student type?

Note: In early 2022, for the second annual report covering January 1, 2021-December 31, 2021, institutions have the option of taking more time to submit answers to questions marked with a clock symbol. Institutions can submit answers to questions marked with a clock symbol in early 2022 as part of the second annual report (in alignment with the reporting schedule at the beginning of this data collection form) OR in early 2023 along with reporting the third annual report

- a) Complete the following table:

When IPEDS definitions apply (categories labeled with “(IPEDS categories)” in the form), use the same category for each student that is used to report to IPEDS. For the second and third annual HEERF reports (reporting on calendar years 2021 and 2022 in early 2022 and early 2023 respectively), if a student is not reported to IPEDS, for example because they are not enrolled for credit in courses that could lead to an award, then report that student under “Students not categorized in IPEDS.” In the fourth, and fifth annual HEERF reports “Students not categorized in IPEDS” will no longer be an option in the form and institutions will need to track all of their students (regardless of if they would be included in IPEDS enrollment counts) and categorize them using the IPEDS classification methodology

Emergency Financial Aid Grants Awarded to Students: Report only disbursements related to Emergency Financial Aid Grants including using those grants to satisfy outstanding accounts. Any disbursements unrelated to Emergency Financial Aid Grants should not be included in the reported expenditures

	Undergraduate⁶ full-time⁷ Pell grant recipients⁸	Undergraduate⁶ full-time⁷ Non- Pell grant recipients⁹	Undergraduate⁶ part-time Pell grant recipients	Undergraduate⁶ part-time Non- Pell grant recipients	Total
Number of Students How many students were enrolled? (unduplicated count for the reporting period)	Number 995	Number 755	Number 238	Number 651	Total 2,639

	Undergraduate⁶ full-time⁷ Pell grant recipients⁸	Undergraduate⁶ full-time⁷ Non- Pell grant recipients⁹	Undergraduate⁶ part-time Pell grant recipients	Undergraduate⁶ part-time Non- Pell grant recipients	Total
<p>Number of HEERF Student Recipients – Emergency Grants to Students (unduplicated) How many students received HEERF emergency financial aid grants? (unduplicated across all HEERF sections)</p>	<p>Number 992</p>	<p>Number 733</p>	<p>Number 219</p>	<p>Number 537</p>	<p>Total 2,481</p>
<p>HEERF (a)(1) Student Aid Portion Amount Disbursed What was the amount disbursed directly to students as Emergency Financial Aid Grants?</p>	<p>Amount \$ 1,439,030</p>	<p>Amount \$ 782,590</p>	<p>Amount \$ 169,460</p>	<p>Amount \$ 235,315</p>	<p>Total \$2,626,395</p>

	Undergraduate⁶ full-time⁷ Pell grant recipients⁸	Undergraduate⁶ full-time⁷ Non- Pell grant recipients⁹	Undergraduate⁶ part-time Pell grant recipients	Undergraduate⁶ part-time Non- Pell grant recipients	Total
<p>HEERF (a)(1) Student Aid Portion Amount Disbursed What was the amount of Emergency Financial Aid Grants applied to satisfy student's outstanding account balance upon receiving affirmative written consent from students to do so? <i>If funds were not used for this purpose, report \$0. Include only amounts that benefited students who directly received Emergency Financial Aid Grants.</i></p>	<p>Amount \$ 285,570</p>	<p>Amount \$ 166,755</p>	<p>Amount \$ 31,615</p>	<p>Amount \$ 18,020</p>	<p>Total \$501,960</p>

	Undergraduate⁶ full-time⁷ Pell grant recipients⁸	Undergraduate⁶ full-time⁷ Non- Pell grant recipients⁹	Undergraduate⁶ part-time Pell grant recipients	Undergraduate⁶ part-time Non- Pell grant recipients	Total
HEERF (a)(1) Institutional Portion Amount Disbursed What was the amount disbursed directly to students as Emergency Financial Aid Grants?	Amount \$ 0	Amount \$ 0	Amount \$ 0	Amount \$ 0	Total \$0

	Undergraduate⁶ full-time⁷ Pell grant recipients⁸	Undergraduate⁶ full-time⁷ Non- Pell grant recipients⁹	Undergraduate⁶ part-time Pell grant recipients	Undergraduate⁶ part-time Non- Pell grant recipients	Total
HEERF (a)(1) Institutional Portion Amount Disbursed What was the amount of Emergency Financial Aid Grants applied to satisfy student's outstanding account balances? <i>If funds were not used for this purpose, report \$0. Include only amounts that benefited students who directly received Emergency Financial Aid Grants.</i>	Amount \$0	Amount \$ 0	Amount \$ 0	Amount \$	Total \$0

⁶For students in both undergraduate and graduate categories, classify as a graduate student.

⁷For students who had multiple enrollment intensities, classify as full-time.

⁸Designate the student as a Pell grant recipient if the student was a Pell grant recipient at any time within the applicable reporting period.

⁹Includes non-FAFSA filers.

Emergency Grants - (a)(2), (a)(3), and (a)(4) Funds



- 8) What percentage of students received emergency grants and how much did students receive in emergency grants by fund type and student type?

Note: In early 2022, for the second annual report covering January 1, 2021-December 31, 2021, institutions have the option of taking more time to submit answers to questions marked with a clock symbol. Institutions can submit answers to questions marked with a clock symbol in early 2022 as part of the second annual report (in alignment with the reporting schedule at the beginning of this data collection form) OR in early 2023 along with reporting the third annual report

- a) Complete the following table:

When IPEDS definitions apply (categories labeled with “IPEDS categories” in the form), use the same category for each student that is used to report to IPEDS. For the second and third annual HEERF reports (reporting on calendar years 2021 and 2022 in early 2022 and early 2023 respectively), if a student is not reported to IPEDS, for example because they are not enrolled for credit in courses that could lead to an award, then report that student under “Students not categorized in IPEDS.” In the fourth, and fifth annual HEERF reports “Students not categorized in IPEDS” will no longer be an option in the form and institutions will need to track all of their students (regardless of if they would be included in IPEDS enrollment counts) and categorize them using the IPEDS classification methodology

Emergency Financial Aid Grants Awarded to Students: Report only disbursements related to Emergency Financial Aid Grants including using those grants to satisfy outstanding accounts. Any disbursements unrelated to Emergency Financial Aid Grants should not be included in the reported expenditures

	Undergraduate⁶ full-time⁷ Pell grant recipients⁸	Undergraduate⁶ full-time⁷ Non- Pell grant recipients⁹	Undergraduate⁶ part-time Pell grant recipients	Undergraduate⁶ part-time Non- Pell grant recipients	Graduate full-time recipients	Graduate part-time recipients	Total
--	--	---	--	---	--	--	--------------

	Undergraduate⁶ full-time⁷ Pell grant recipients⁸	Undergraduate⁶ full-time⁷ Non- Pell grant recipients⁹	Undergraduate⁶ part-time Pell grant recipients	Undergraduate⁶ part-time Non- Pell grant recipients	Graduate full-time recipients	Graduate part-time recipients	Total
<p>HEERF (a)(2) Amount Disbursed (HBCUs, TCCUs, MSIs, and SIP)</p> <p>What was the amount of Emergency Financial Aid Grants applied to satisfy student's outstanding account balances?</p> <p><i>If funds were not used for this purpose, report \$0. Include only amounts that benefited students who directly received Emergency Financial Aid Grants.</i></p>	Amount \$ 0	Amount \$ 0	Amount \$ 0	Amount \$ 0	Amount \$ 0	Amount \$ 0	Total \$0.

⁶For students in both undergraduate and graduate categories, classify as a graduate student.

⁷For students who had multiple enrollment intensities, classify as full-time.

⁸Designate the student as a Pell grant recipient if the student was a Pell grant recipient at any time within the applicable reporting period.

⁹Includes non-FAFSA filers.

Emergency Grants - Min/Max, Calculated Totals, and Averages



- 8) What percentage of students received emergency grants and how much did students receive in emergency grants by fund type and student type?

Note: In early 2022, for the second annual report covering January 1, 2021-December 31, 2021, institutions have the option of taking more time to submit answers to questions marked with a clock symbol. Institutions can submit answers to questions marked with a clock symbol in early 2022 as part of the second annual report (in alignment with the reporting schedule at the beginning of this data collection form) OR in early 2023 along with reporting the third annual report

- a) Complete the following table:

When IPEDS definitions apply (categories labeled with "(IPEDS categories)" in the form), use the same category for each student that is used to report to IPEDS. For the second and third annual HEERF reports (reporting on calendar years 2021 and 2022 in early 2022 and early 2023 respectively), if a student is not reported to IPEDS, for example because they are not enrolled for credit in courses that could lead to an award, then report that student under "Students not categorized in IPEDS." In the third, fourth, and fifth annual HEERF reports "Students not categorized in IPEDS" will no longer be an option in the form and institutions will need to track all of their students (regardless of if they would be included in IPEDS enrollment counts) and categorize them using the IPEDS classification methodology

Emergency Financial Aid Grants Awarded to Students: Report only disbursements related to Emergency Financial Aid Grants including using those grants to satisfy outstanding accounts. Any disbursements unrelated to Emergency Financial Aid Grants should not be included in the reported expenditures

	Undergraduate ⁶ full-time ⁷ Pell grant recipients ⁸	Undergraduate ⁶ full-time ⁷ Non- Pell grant recipients ⁹	Undergraduate ⁶ part-time Pell grant recipients	Undergraduate ⁶ part-time Non- Pell grant recipients	Graduate full-time recipients	Graduate part-time recipients	Total
--	---	--	--	--	-------------------------------------	-------------------------------------	-------

	Undergraduate⁶ full-time⁷ Pell grant recipients⁸	Undergraduate⁶ full-time⁷ Non- Pell grant recipients⁹	Undergraduate⁶ part-time Pell grant recipients	Undergraduate⁶ part-time Non- Pell grant recipients	Graduate full-time recipients	Graduate part-time recipients	Total
Minimum and maximum award Minimum (non-zero amount) combined (combined across HEERF funds) amount awarded to any one student who received any HEERF funds.	Amount \$ 500	Amount \$ 400	Amount \$ 135	Amount \$ 135	Amount \$ 0	Amount \$ 0	Ov... \$135
Minimum and maximum award Maximum combined (combined across HEERF funds) amount awarded to any one student who received any HEERF funds.	Amount \$ 2,630	Amount \$ 2,050	Amount \$ 1,655	Amount \$ 1,350	Amount \$ 0	Amount \$ 0	Ov... \$2,630

	Undergraduate⁶ full-time⁷ Pell grant recipients⁸	Undergraduate⁶ full-time⁷ Non- Pell grant recipients⁹	Undergraduate⁶ part-time Pell grant recipients	Undergraduate⁶ part-time Non- Pell grant recipients	Total
HEERF Amount of Grants Disbursed What was the amount of grants disbursed to students through all HEERF funds?	Amount \$2,242,039.00	Amount \$1,420,847.00	Amount \$671,869.00	Amount \$811,458.00	Total \$5,146,213.00
Average HEERF Amount Awarded Among students who received HEERF emergency financial aid grants, what was the average award amount per student?	Amount \$2,260.12	Amount \$1,938.40	Amount \$3,067.89	Amount \$1,511.09	Total \$2,074.25

⁶For students in both undergraduate and graduate categories, classify as a graduate student.

⁷For students who had multiple enrollment intensities, classify as full-time.

⁸Designate the student as a Pell grant recipient if the student was a Pell grant recipient at any time within the applicable reporting period.

⁹Includes non-FAFSA filers.

Emergency Grants - Title IV



- 8) What percentage of students received emergency grants and how much did students receive in emergency grants by fund type and student type?

Note: In early 2022, for the second annual report covering January 1, 2021-December 31, 2021, institutions have the option of taking more time to submit answers to questions marked with a clock symbol. Institutions can submit answers to questions marked with a clock symbol in early 2022 as part of the second annual report (in alignment with the reporting schedule at the beginning of this data collection form) OR in early 2023 along with reporting the third annual report

- b) Among the students enrolled in your institution, how many were NOT Title IV eligible throughout their enrollment during the reporting period?

Enrolled Students Not Eligible
631

Based on the Department's Final Regulations issued on May 14, 2021 (86 FR 26608, available at <https://www.federalregister.gov/d/2021-10190>), students are not required to be eligible for Title IV student financial aid in order to receive HEERF emergency financial aid grants. Title IV eligibility for this question is based on the number of students for whom the institution has received an Institutional Student Information Record (ISIR) plus the number of students who completed any alternative form developed by the institution. In reporting these data, students should be classified as Title IV eligible if they were determined to be Title IV eligible at any point during the reporting period.

- i) The percentage of students enrolled in your institution who were NOT Title IV eligible throughout their enrollment during the reporting period is

Percentage of Enrolled Students Not Eligible
23.91%

- c) Among students who received emergency financial aid grants, how many were NOT Title IV eligible throughout their enrollment during the reporting period?

Students Not Eligible Who Received Grants
631

- i) The percentage of students who received emergency financial aid grants who were not Title IV eligible throughout their enrollment during the reporting period is

Percentage of Students Not Eligible Who Received Grants
25.43%

Emergency Grants - Race/Ethnicity



- 8) What percentage of students received emergency grants and how much did students receive in emergency grants by fund type and student type?

Note: In early 2022, for the second annual report covering January 1, 2021-December 31, 2021, institutions have the option of taking more time to submit answers to questions marked with a clock symbol. Institutions can submit answers to questions marked with a clock symbol in early 2022 as part of the second annual report (in alignment with the reporting schedule at the beginning of this data collection form) OR in early 2023 along with reporting the third annual report

- d) What number of students were enrolled, what number received emergency grants, and how much grant aid did the students receive by IPEDS race/ethnicity categories?

Race/Ethnicity (IPEDS categories)	Enrolled student count (unduplicated)	Number of students who received at least one Emergency Financial Aid Grant (unduplicated)	What was the total amount of Emergency Financial Aid Grants disbursed to students through all HEERF funds?	Average HEERF Amount Awarded
American Indian or Alaska Native	Count 435	Number 423	Amount \$ 438,410	Amount \$1,036.43
Asian	Count 25	Number 23	Amount \$ 20,570	Amount \$894.35
Black or African American	Count 252	Number 240	Amount \$ 297,650	Amount \$1,240.21
Hispanic/Latino	Count 193	Number 185	Amount \$ 191,150	Amount \$1,033.24

Native Hawaiian or Other Pacific Islander	Count 2	Number 2	Amount \$ 1,245	Amount \$622.50
White	Count 1,278	Number 1,199	Amount \$ 1,241,130	Amount \$1,035.14
Two or more races	Count 380	Number 366	Amount \$ 399,060	Amount \$1,090.33
Race/ethnicity unknown	Count 55	Number 10	Amount \$ 5,920	Amount \$592.00
Nonresident alien	Count 0	Number 0	Amount \$ 0	
Students not categorized in IPEDS	Count 19	Number 0	Amount \$ 0	


Emergency Grants – Gender and Age

- 8) What percentage of students received emergency grants and how much did students receive in emergency grants by fund type and student type?

Note: In early 2022, for the second annual report covering January 1, 2021-December 31, 2021, institutions have the option of taking more time to submit answers to questions marked with a clock symbol ⌚. Institutions can submit answers to questions marked with a clock symbol ⌚ in early 2022 as part of the second annual report (in alignment with the reporting schedule at the beginning of this data collection form) OR in early 2023 along with reporting the third annual report


- e) ⌚ What number of students were enrolled, what number received emergency grants, and how much grant aid did the students receive by IPEDS gender categories?

Gender/Age (IPEDS categories)	Enrolled Student count (unduplicated)	Number of students who received at least one Financial Aid Grant (unduplicated)	What was the total amount of grants disbursed to students through all HEERF funds?	Average HEERF Amount Awarded
Men	Count 1,142	Number 1,046	Amount \$ 1,137,965	Amount \$1,087.92
Women	Count 1,497	Number 1,433	Amount \$ 1,487,330	Amount \$1,037.91
Students not categorized in IPEDS	Count 0	Number 0	Amount \$ 0	

f)  What number of students were enrolled, what number received emergency grants and how much grant aid did the students receive by IPEDS age categories?

Institutions should follow IPEDS Fall enrollment guidelines (<https://nces.ed.gov/ipeds/use-the-data/survey-components/8/fall-enrollment>) for when to capture a student's age. For example, institutions operating on a traditional academic year calendar (semester, trimester, quarter, or 4-1-4) report Fall enrollment as of the institution's official fall reporting date or October 15. Institutions operating on a calendar that differs by program or that enrolls students on a continuous basis (referred to as program reporters) report Fall enrollment as students enrolled any time during the period August 1 and October 31.

Ages 25 and older	Count 602	Number 571	Amount \$ 589,335	Amount \$1,032.11
Ages 24 and younger	Count 2,037	Number 1,908	Amount \$ 2,035,960	Amount \$1,067.06

e)  What number of students were enrolled, what number received emergency grants, and how much grant aid did the students receive by IPEDS gender categories?

Gender/Age (IPEDS categories)	Enrolled student count (unduplicated)	Number of students who received at least one Emergency Financial Aid Grant (unduplicated)	What was the total amount of grants disbursed to students through all HEERF funds?	Average HEERF Amount Awarded
Age not available in administrative records (e.g., IPEDS, FAFSA, etc.)	Count 0	Number 0	Amount \$ 0	

Institutional Expenditures ^

9) Institutional expenditures

a) Has your institution designated HEERF program funds for a specific purpose or budget objective in future calendar years (for example, operation and maintenance of plant, academic programs, residential programs, future institutional aid)?

Yes No

2) If yes, provide the amount designated for a specific purpose or budget objective by calendar year and HEERF program fund

(a)(1) Institutional Portion

Calendar year 2022
\$ 2,000,000

Calendar year 2023
\$ 1,000,000

(a)(2) HBCUs, TCCUs, MSIs, SIP

Calendar year 2022
\$ 0

Calendar year 2023
\$ 0

(a)(3) FIPSE and SAIHE

Calendar year 2022
\$ 0

Calendar year 2023
\$ 0

b) Provide the total amount of HEERF funds expended during the reporting period on each of the following categories:

Providing additional Emergency Financial Aid Grants to students.

Amount in (a)(1) institutional dollars
\$0.00

Amount in (a)(2) dollars, if applicable
\$0.00

Amount in (a)(3) dollars, if applicable
\$0.00

Explanatory Notes

N/A

Using Emergency Financial Aid Grants to cover student outstanding account balances for costs such as debt forgiveness, room, board, tuition, or fees.

Amount in (a)(1) institutional dollars
\$0.00

Amount in (a)(2) dollars, if applicable
\$0.00

Amount in (a)(3) dollars, if applicable
\$0.00

Explanatory Notes

N/A

Indirect cost recovery/facilities and administrative costs charged on the grants.

Amount in (a)(1) institutional dollars
\$ 0

Amount in (a)(2) dollars, if applicable
\$ 0

Amount in (a)(3) dollars, if applicable
\$ 0

Explanatory Notes

N/A



Covering the cost of providing additional technology hardware to students, such as laptops or tablets, or covering the added cost of technology fees.

Amount in (a)(1) institutional dollars
\$ 0

Amount in (a)(2) dollars, if applicable
\$ 0

Amount in (a)(3) dollars, if applicable
\$ 0

Explanatory Notes

N/A



Providing or subsidizing the costs of high-speed internet to students or faculty to transition to an online environment.

Amount in (a)(1) institutional dollars
\$ 0

Amount in (a)(2) dollars, if applicable
\$ 0

Amount in (a)(3) dollars, if applicable
\$ 0

Explanatory Notes

NA/



Subsidizing off-campus housing costs due to dormitory closures or decisions to limit housing to one student per room; subsidizing housing costs to reduce housing density; paying for hotels or other off-campus housing for students who need to be isolated; paying travel expenses for students who need to leave campus early due to coronavirus infections or campus interruptions.

Amount in (a)(1) institutional dollars
\$ 0

Amount in (a)(2) dollars, if applicable
\$ 0

Amount in (a)(3) dollars, if applicable
\$ 0

Explanatory Notes

N/A



Subsidizing food service to reduce density in eating facilities, to provide pre-packaged meals, or to add hours to food service operations to accommodate social distancing.

Amount in (a)(1) institutional dollars
\$ 0

Amount in (a)(2) dollars, if applicable
\$ 0

Amount in (a)(3) dollars, if applicable
\$ 0

Explanatory Notes

N/A



Costs related to operating additional class sections to enable social distancing, such as those for hiring more instructors and increasing campus hours of operations.

Amount in (a)(1) institutional dollars
\$ 0

Amount in (a)(2) dollars, if applicable
\$ 0

Amount in (a)(3) dollars, if applicable
\$ 0

Explanatory Notes

N/A



Campus safety and operations.

Including costs or expenses related to the disinfecting and cleaning of dorms and other campus facilities, purchases of personal protective equipment (PPE), purchases of cleaning supplies, adding personnel to increase the frequency of cleaning, the reconfiguration of facilities to promote social distancing, etc.

Amount in (a)(1) institutional dollars
\$ 0

Amount in (a)(2) dollars, if applicable
\$ 0

Amount in (a)(3) dollars, if applicable
\$ 0

Explanatory Notes

N/A



Purchasing, leasing, or renting additional instructional equipment and supplies (such as laboratory equipment or computers) to reduce the number of students sharing equipment or supplies during a single class period and to provide time for disinfection between uses.

Amount in (a)(1) institutional dollars
\$ 0

Amount in (a)(2) dollars, if applicable
\$ 0

Amount in (a)(3) dollars, if applicable
\$ 0

Explanatory Notes

N/A



Purchasing faculty and staff training in online instruction; or paying additional funds to staff who are providing training in addition to their regular job responsibilities.

Amount in (a)(1) institutional dollars
\$ 7,067

Amount in (a)(2) dollars, if applicable
\$ 0

Amount in (a)(3) dollars, if applicable
\$ 0

Explanatory Notes

N/A



Purchasing, leasing, or renting additional equipment or software to enable distance learning, or upgrading campus wi-fi access or extending open networks to parking lots or public spaces, etc.

Amount in (a)(1) institutional dollars
\$ 109,209

Amount in (a)(2) dollars, if applicable
\$ 0

Amount in (a)(3) dollars, if applicable
\$ 0

Explanatory Notes

N/A



Implementing evidence-based practices to monitor and suppress coronavirus in accordance with public health guidelines.

Including funding to cover the cost of vaccine distribution.

Amount in (a)(1) institutional dollars
\$ 111,948

Amount in (a)(2) dollars, if applicable
\$ 0

Amount in (a)(3) dollars, if applicable
\$ 0

Explanatory Notes

N/A



Conducting direct outreach to financial aid applicants about the opportunity to receive a financial aid

adjustment due to the recent unemployment of a family member or independent student, or other circumstances, described in section 479A of the Higher Education Act of 1965.

Amount in (a)(1) institutional dollars
\$ 0

Amount in (a)(2) dollars, if applicable
\$ 0

Amount in (a)(3) dollars, if applicable
\$ 0

Explanatory Notes
N/A

Replacing lost revenue from all sources.

Please see the Department's HEERF Lost Revenue FAQs (March 19, 2021) for more information regarding what may be appropriately included in an estimate of lost revenue.

Amount in (a)(1) institutional dollars
\$ 3,093,488

Amount in (a)(2) dollars, if applicable
\$ 0

Amount in (a)(3) dollars, if applicable
\$ 0

Explanatory Notes
N/A

Other Uses of (a)(1) Institutional Portion funds.

Amount in (a)(1) institutional dollars
\$ 0

Explanatory Notes
N/A

Other uses of (a)(2) or (a)(3) funds, if applicable.

Amount in (a)(2) dollars, if applicable
\$ 0

Amount in (a)(3) dollars, if applicable
\$ 0



Annual Institutional Expenditures for each Program

Amount in (a)(1) institutional dollars
\$3,321,712.00

Amount in (a)(2) dollars, if applicable
\$0.00

Amount in (a)(3) dollars, if applicable
\$0.00

Total of Institutional Annual Expenditures

Amount in all institutional dollars
\$3,321,712.00



Lost Revenue

- c) Estimate how much of the lost revenue reported above came from revenue lost from each of the following sources:
These categories are the categories described in Question 3 of the HEERF Lost Revenue FAQs (March 19, 2021, available at <https://www2.ed.gov/about/offices/list/ope/heerflostrevenuefaqs.pdf>).

Academic Resources
Estimated Amount
\$ 306,070

Unpaid student
accounts receivable
or other student
account debts
(including tuition,
fees, and institutional
charges)
Estimated Amount
\$ 2,017,325

Room and board
Estimated Amount
\$ 204,208

Enrollment declines,
including reduced
tuition, fees, and
institutional charges
Estimated Amount
\$ 0

Supported research
Estimated Amount
\$ 0

Summer terms and camps

Auxiliary services sources

Cancelled ancillary events

Disruption of food service

Estimated Amount
\$ 149,580

Estimated Amount
\$ 116,611

Estimated Amount
\$ 0

Estimated Amount
\$ 0

Dormitory services
Estimated Amount
\$ 0

Childcare services
Estimated Amount
\$ 0

Use of facilities or venues,
including external events
such as weddings,
receptions, or conferences
(other than facilities
associated with sectarian
instruction or religious
worship)
Estimated Amount
\$ 0

Bookstore revenue
Estimated Amount
\$ 299,694

Parking revenue
Estimated Amount
\$ 0

Lease revenue
Estimated Amount
\$ 0

Royalties
Estimated Amount
\$ 0

Other operating revenue
Estimated Amount
\$ 0

Total (a)(1) lost revenue
funds
\$ 3,093,488

Total (a)(2) lost revenue
funds
\$ 0

Total (a)(3) lost revenue
funds
\$ 0

TOTAL LOST REVENUE
HEERF
\$3,093,488.00

*Estimated amounts need to sum to
amounts reported in 9b*



Enrollment - Academic

- 10) Provide the unduplicated count of students who were enrolled at least once as a degree/certificate seeking student within the reporting period and their enrollment status at the end reporting period. The three statuses (completed, withdrawn, and still enrolled) need to add up to the total number of students enrolled.

Calendar year 2021: Enrollment status for all degree/certificate seeking students



- a) Complete the following table for the applicable reporting period

	Number of degree/certificate seeking students	Number of degree/certificate seeking students who completed a program at your institution during the reporting period	Number of degree/certificate seeking students who did not complete during the reporting period but were still enrolled at your institution (i.e., last enrollment record at the end of the reporting period is not a withdraw record)	Number of degree/certificate seeking students who did not complete and withdrew from your institution (i.e., no completion record during the reporting period and the last enrollment record at the end of the reporting period is a withdraw record)
Academic level UNDERGRADUATE STUDENTS <i>For students in both undergraduate and graduate categories, classify as a graduate student</i>	Number 2,265	Number 404	Number 1,070	Number 791

<p>Academic level</p> <p>GRADUATE STUDENTS</p> <p><i>For students in both undergraduate and graduate categories, classify as a graduate student</i></p>	Number 0	Number 0	Number 0	Number 0
<p>Pell grant status (undergraduates only)</p> <p>PELL GRANT RECIPIENTS</p> <p><i>Designate the student as a Pell grant recipient if the student was a Pell grant recipient at any time within the applicable reporting period</i></p>	Number 1,233	Number 209	Number 658	Number 366
<p>Pell grant status (undergraduates only)</p> <p>NON-PELL GRANT RECIPIENTS</p> <p><i>Designate the student as a Pell grant recipient if the student was a Pell grant recipient at any time within the applicable reporting period</i></p>	Number 1,032	Number 176	Number 412	Number 444
<p>Enrollment intensity</p> <p>PART-TIME</p> <p><i>For students who had multiple enrollment intensities, classify as full-time</i></p>	Number 525	Number 99	Number 148	Number 278
<p>Enrollment intensity</p> <p>FULL-TIME</p> <p><i>For students who had multiple enrollment intensities, classify as full-time</i></p>	Number 1,740	Number 286	Number 922	Number 532




Calendar year 2020: Enrollment status for all degree/certificate seeking students



b) Complete the following table

This table provides a historical comparison point for the current reporting period and since it is historical information it does not have to be updated on an annual basis. Institutions should submit responses in the early 2022 data collection process. However, if institutions need more time, they can submit responses in the early 2023 data collection process

	Number of degree/certificate seeking students enrolled during the calendar year	Number of degree/certificate seeking students who completed a program at your institution during the calendar year	Number of degree/certificate seeking students who did not complete calendar year but were still enrolled at your institution (i.e., last enrollment record at the end of the calendar year is not a withdraw record)	Number of degree/certificate seeking students who did not complete calendar year and withdrew from your institution (i.e., no completion record and the last enrollment record at the end of the calendar year is a withdraw record)
Academic level ⓘ UNDERGRADUATE STUDENTS <i>For students in both undergraduate and graduate categories, classify as a graduate student</i>	Number 2,178	Number 172	Number 1,145	Number 861
Academic level ⓘ GRADUATE STUDENTS <i>For students in both undergraduate and graduate categories, classify as a graduate student</i>	Number 0	Number 0	Number 0	Number 0




Pell grant status (undergraduates only)  PELL GRANT RECIPIENTS <i>Designate the student as a Pell grant recipient if the student was a Pell grant recipient at any time within the applicable reporting period</i>	Number 1,213	Number 82	Number 694	Number 437
Pell grant status (undergraduates only)  NON-PELL GRANT RECIPIENTS <i>Designate the student as a Pell grant recipient if the student was a Pell grant recipient at any time within the applicable reporting period</i>	Number 965	Number 90	Number 451	Number 424
Enrollment intensity  PART-TIME <i>For students who had multiple enrollment intensities, classify as full-time</i>	Number 423	Number 25	Number 157	Number 241
Enrollment intensity  FULL-TIME <i>For students who had multiple enrollment intensities, classify as full-time</i>	Number 1,755	Number 147	Number 988	Number 620




Calendar year 2019: Enrollment status for all degree/certificate seeking students



c) Complete the following table

This table provides a historical comparison point for the current reporting period and since it is historical information it does not have to be updated on an annual basis. Institutions should submit responses in the early 2022 data collection process. However, if institutions need more time, they can submit responses in the early 2023 data collection process

	Number of degree/certificate seeking students enrolled during the calendar year	Number of degree/certificate seeking students who completed a program at your institution during the calendar year	Number of degree/certificate seeking students who did not complete calendar year but were still enrolled at your institution (i.e., last enrollment record at the end of the calendar year is not a withdraw record)	Number of degree/certificate seeking students who did not complete calendar year and withdrew from your institution (i.e., no completion record and the last enrollment record at the end of the calendar year is a withdraw record)
<p>Academic level </p> <p>UNDERGRADUATE STUDENTS</p> <p><i>For students in both undergraduate and graduate categories, classify as a graduate student</i></p>	Number 2,366	Number 406	Number 1,601	Number 359
<p>Academic level </p> <p>GRADUATE STUDENTS</p> <p><i>For students in both undergraduate and graduate categories, classify as a graduate student</i></p>	Number 0	Number 0	Number 0	Number 0
<p>Pell grant status (undergraduates only) </p> <p>PELL GRANT RECIPIENTS</p> <p><i>Designate the student as a Pell grant recipient if the student was a Pell grant recipient at any time within the applicable reporting period</i></p>	Number 1,700	Number 220	Number 727	Number 753

Pell grant status (undergraduates only)  NON-PELL GRANT RECIPIENTS <i>Designate the student as a Pell grant recipient if the student was a Pell grant recipient at any time within the applicable reporting period</i>	Number 666	Number 114	Number 346	Number 206
Enrollment intensity  PART-TIME <i>For students who had multiple enrollment intensities, classify as full-time</i>	Number 450	Number 92	Number 212	Number 146
Enrollment intensity  FULL-TIME <i>For students who had multiple enrollment intensities, classify as full-time</i>	Number 1,916	Number 281	Number 1,042	Number 593

Enrollment - Race

- 10) Provide the unduplicated count of students who were enrolled at least once as a degree/certificate seeking student within the reporting period and their enrollment status at the end reporting period. The three statuses (completed, withdrawn, and still enrolled) need to add up to the total number of students enrolled.

Calendar year 2021: Enrollment status for all degree/certificate seeking students

- a) Complete the following table for the applicable reporting period

	Number of degree/certificate seeking students	Number of degree/certificate seeking students who completed a program at your institution during the reporting period	Number of degree/certificate seeking students who did not complete during the reporting period but were still enrolled at your institution (i.e., last enrollment record at the end of the reporting period is not a withdraw record)	Number of degree/certificate seeking students who did not complete and withdrew from your institution (i.e., no completion record during the reporting period and the last enrollment record at the end of the reporting period is a withdraw record)
Race/ethnicity (IPEDS categories) ⓘ AMERICAN INDIAN OR ALASKA NATIVE	Number 362	Number 61	Number 186	Number 115
Race/ethnicity (IPEDS categories) ⓘ ASIAN	Number 15	Number 4	Number 7	Number 4
Race/ethnicity (IPEDS categories) ⓘ BLACK OR AFRICAN AMERICAN	Number 249	Number 24	Number 100	Number 125
Race/ethnicity (IPEDS categories) ⓘ HISPANIC/LATINO	Number 176	Number 19	Number 73	Number 84
Race/ethnicity (IPEDS categories) ⓘ NATIVE HAWAIIAN OR OTHER PACIFIC ISLANDER	Number 2	Number 0	Number 2	Number 0

Race/ethnicity (IPEDS categories) ⓘ WHITE	Number 1,100	Number 199	Number 532	Number 369
Race/ethnicity (IPEDS categories) ⓘ TWO OR MORE RACES	Number 310	Number 65	Number 146	Number 99
Race/ethnicity (IPEDS categories) ⓘ RACE/ETHNICITY UNKNOWN	Number 51	Number 5	Number 32	Number 14
Race/ethnicity (IPEDS categories) ⓘ NONRESIDENT ALIEN	Number 0	Number 0	Number 0	Number 0

Calendar year 2020: Enrollment status for all degree/certificate seeking students ⓘ



b) Complete the following table

This table provides a historical comparison point for the current reporting period and since it is historical information it does not have to be updated on an annual basis. Institutions should submit responses in the early 2022 data collection process. However, if institutions need more time, they can submit responses in the early 2023 data collection process

	Number of degree/certificate seeking students enrolled during the calendar year	Number of degree/certificate seeking students who completed a program at your institution during the calendar year	Number of degree/certificate seeking students who did not complete calendar year but were still enrolled at your institution (i.e., last enrollment record at the end of the calendar year is not a withdraw record)	Number of degree/certificate seeking students who did not complete calendar year and withdrew from your institution (i.e., no completion record and the last enrollment record at the end of the calendar year is a withdraw record)
Race/ethnicity (IPEDS categories) ⓘ AMERICAN INDIAN OR ALASKA NATIVE	Number 368	Number 21	Number 193	Number 154
Race/ethnicity (IPEDS categories) ⓘ ASIAN	Number 14	Number 3	Number 11	Number 0
Race/ethnicity (IPEDS categories) ⓘ BLACK OR AFRICAN AMERICAN	Number 195	Number 11	Number 99	Number 85
Race/ethnicity (IPEDS categories) ⓘ HISPANIC/LATINO	Number 132	Number 7	Number 72	Number 53
Race/ethnicity (IPEDS categories) ⓘ NATIVE HAWAIIAN OR OTHER PACIFIC ISLANDER	Number 7	Number 0	Number 1	Number 6

Race/ethnicity (IPEDS categories) ⓘ WHITE	Number 1,096	Number 94	Number 579	Number 423
Race/ethnicity (IPEDS categories) ⓘ TWO OR MORE RACES	Number 316	Number 31	Number 160	Number 125
Race/ethnicity (IPEDS categories) ⓘ RACE/ETHNICITY UNKNOWN	Number 50	Number 4	Number 20	Number 26
Race/ethnicity (IPEDS categories) ⓘ NONRESIDENT ALIEN	Number 0	Number 0	Number 0	Number 0

Calendar year 2019: Enrollment status for all degree/certificate seeking students ⓘ



c) Complete the following table

This table provides a historical comparison point for the current reporting period and since it is historical information it does not have to be updated on an annual basis. Institutions should submit responses in the early 2022 data collection process. However, if institutions need more time, they can submit responses in the early 2023 data collection process

	Number of degree/certificate seeking students enrolled during the calendar year	Number of degree/certificate seeking students who completed a program at your institution during the calendar year	Number of degree/certificate seeking students who did not complete calendar year but were still enrolled at your institution (i.e., last enrollment record at the end of the calendar year is not a withdraw record)	Number of degree/certificate seeking students who did not complete calendar year and withdrew from your institution (i.e., no completion record and the last enrollment record at the end of the calendar year is a withdraw record)
Race/ethnicity (IPEDS categories) ⓘ AMERICAN INDIAN OR ALASKA NATIVE	Number 405	Number 54	Number 191	Number 160
Race/ethnicity (IPEDS categories) ⓘ ASIAN	Number 15	Number 3	Number 4	Number 8
Race/ethnicity (IPEDS categories) ⓘ BLACK OR AFRICAN AMERICAN	Number 216	Number 30	Number 95	Number 91
Race/ethnicity (IPEDS categories) ⓘ HISPANIC/LATINO	Number 134	Number 14	Number 73	Number 47
Race/ethnicity (IPEDS categories) ⓘ NATIVE HAWAIIAN OR OTHER PACIFIC ISLANDER	Number 6	Number 0	Number 4	Number 2





Race/ethnicity (IPEDS categories) ⓘ WHITE	Number 1,158	Number 206	Number 614	Number 338
Race/ethnicity (IPEDS categories) ⓘ TWO OR MORE RACES	Number 348	Number 4	Number 206	Number 138
Race/ethnicity (IPEDS categories) ⓘ RACE/ETHNICITY UNKNOWN	Number 84	Number 5	Number 41	Number 38
Race/ethnicity (IPEDS categories) ⓘ NONRESIDENT ALIEN	Number 0	Number 0	Number 0	Number 0

Enrollment - Gender/Age ^

- 10) Provide the unduplicated count of students who were enrolled at least once as a degree/certificate seeking student within the reporting period and their enrollment status at the end reporting period. The three statuses (completed, withdrawn, and still enrolled) need to add up to the total number of students enrolled.

Calendar year 2021: Enrollment status for all degree/certificate seeking students ^

- a) Complete the following table for the applicable reporting period

	Number of degree/certificate seeking students	Number of degree/certificate seeking students who completed a program at your institution during the reporting period	Number of degree/certificate seeking students who did not complete during the reporting period but were still enrolled at your institution (i.e., last enrollment record at the end of the reporting period is not a withdraw record)	Number of degree/certificate seeking students who did not complete and withdrew from your institution (i.e., no completion record during the reporting period and the last enrollment record at the end of the reporting period is a withdraw record)
Gender (IPEDS categories)  WOMEN	Number 1,282	Number 228	Number 641	Number 413
Gender (IPEDS categories)  MEN	Number 983	Number 157	Number 429	Number 397
Age (IPEDS categories)  AGES 25 AND OLDER	Number 594	Number 106	Number 269	Number 219
Age (IPEDS categories)  AGES 24 AND YOUNGER	Number 1,671	Number 279	Number 801	Number 591






Age (IPEDS categories) ⓘ AGE NOT AVAILABLE IN ADMINISTRATIVE RECORDS (E.G., IPEDS, FAFSA, ETC.)	Number 0	Number 0	Number 0	Number 0
---	-------------	-------------	-------------	-------------

Calendar year 2020: Enrollment status for all degree/certificate seeking students ⓘ

b) Complete the following table

This table provides a historical comparison point for the current reporting period and since it is historical information it does not have to be updated on an annual basis. Institutions should submit responses in the early 2022 data collection process. However, if institutions need more time, they can submit responses in the early 2023 data collection process

	Number of degree/certificate seeking students enrolled during the calendar year	Number of degree/certificate seeking students who completed a program at your institution during the calendar year	Number of degree/certificate seeking students who did not complete calendar year but were still enrolled at your institution (i.e., last enrollment record at the end of the calendar year is not a withdraw record)	Number of degree/certificate seeking students who did not complete calendar year and withdrew from your institution (i.e., no completion record and the last enrollment record at the end of the calendar year is a withdraw record)





Gender (IPEDS categories)  WOMEN	Number 1,178	Number 105	Number 626	Number 447
Gender (IPEDS categories)  MEN	Number 1,000	Number 67	Number 519	Number 414
Age (IPEDS categories)  AGES 25 AND OLDER	Number 532	Number 52	Number 265	Number 215
Age (IPEDS categories)  AGES 24 AND YOUNGER	Number 1,646	Number 120	Number 880	Number 646
Age (IPEDS categories)  AGE NOT AVAILABLE IN ADMINISTRATIVE RECORDS (E.G., IPEDS, FAFSA, ETC.)	Number 0	Number 0	Number 0	Number 0

Calendar year 2019: Enrollment status for all degree/certificate seeking students



c) Complete the following table

This table provides a historical comparison point for the current reporting period and since it is historical information it does not have to be updated on an annual basis. Institutions should submit responses in the early 2022 data collection process. However, if institutions need more time, they can submit responses in the early 2023 data collection process

	Number of degree/certificate seeking students enrolled during the calendar year	Number of degree/certificate seeking students who completed a program at your institution during the calendar year	Number of degree/certificate seeking students who did not complete calendar year but were still enrolled at your institution (i.e., last enrollment record at the end of the calendar year is not a withdraw record)	Number of degree/certificate seeking students who did not complete calendar year and withdrew from your institution (i.e., no completion record and the last enrollment record at the end of the calendar year is a withdraw record)
Gender (IPEDS categories)  WOMEN	Number 1,303	Number 231	Number 671	Number 401
Gender (IPEDS categories)  MEN	Number 1,063	Number 142	Number 521	Number 400
Age (IPEDS categories)  AGES 25 AND OLDER	Number 687	Number 152	Number 295	Number 240
Age (IPEDS categories)  AGES 24 AND YOUNGER	Number 1,679	Number 221	Number 897	Number 561
Age (IPEDS categories)  AGE NOT AVAILABLE IN ADMINISTRATIVE RECORDS (E.G., IPEDS, FAFSA, ETC.)	Number 0	Number 0	Number 0	Number 0

FTE Positions



- 11) Provide the number of full-time equivalent (FTE) positions as of the listed reporting dates by IPEDS categories. (The number of FTE positions includes all staff regardless of whether the position is funded by Federal, State, local, or other funds—including instructional and non-instructional staff and contractors—and equals the sum of the number of full-time positions plus the full-time equivalent of the number of part-time positions).

Instructional Staff

An occupational category that is comprised of staff who are either: 1) Primarily Instruction or 2) Instruction combined with research and/or public service. The intent of the Instructional Staff category is to include all individuals whose primary occupation includes instruction at the institution.

a) Full-time equivalent (FTE) positions as of November 1, 2018	b) Full-time equivalent (FTE) positions as of November 1, 2019	c) Full-time equivalent (FTE) positions as of November 1, 2020	d) Full-time equivalent (FTE) positions as of November 1, 2021
54	55	47	48

Non-Instructional Staff

a) Full-time equivalent (FTE) positions as of November 1, 2018	b) Full-time equivalent (FTE) positions as of November 1, 2019	c) Full-time equivalent (FTE) positions as of November 1, 2020	d) Full-time equivalent (FTE) positions as of November 1, 2021
167	160	138	149

Accreditor Approval



12) Did your institution receive approval from your primary accreditor to offer distance education after the start of the national emergency?

a) Did your institution receive temporary approval from your primary accreditor to offer distance education?

No

b) Did your institution receive permanent approval from your primary accreditor to offer distance education?

Yes

c) Provide the name of your institution's primary accreditor that provided temporary and/or permanent approval
Higher Learning Commission

d) Are you accredited by an agency that does not have distance education within its scope of recognition and therefore relied on COVID-19 flexibilities to offer distance education?

No